

**PARISH OF TERREBONNE  
SALES AND USE TAX DEPARTMENT**

P. O. Box 670, Houma, LA 70361  
Phone: 985-876-3734 Fax: 985-876-9841  
Email: salestax@tpcg.org

**STATEMENT OF SALES TAX.**  
**HOTEL/MOTEL REVENUES AND OCCUPATIONAL LICENSE REVENUES**  
**January, 2026**

	<b><u>Month of January 2026</u></b>	<b><u>Month of January 2025</u></b>
<b><u>GROSS COLLECTIONS</u></b>		
Tax at 1/4% (TPCG)	722,017.09	689,387.32
Tax at 3/4% (TPSB)	2,166,051.28	2,068,161.94
Tax at 1% (TPSB-TPCG/TPCG)	2,888,068.38	2,757,549.27
Tax at 1/4% (TPSO)	722,017.09	689,387.32
Tax at 1/4% (TPCG-Drainage)	722,017.09	689,387.32
Tax at 1/4% (TPCG-Rd & Brdg)	722,017.09	689,387.32
Tax at 1% (TPSB)	2,888,068.38	2,757,549.25
Tax at 1/4% (TPSO)	722,017.09	689,387.32
Tax at 1/4% (TPCG-Library)	722,017.09	689,387.32
Tax at 1/4% (TPCG-Levee District)	722,017.09	689,387.32
Tax at 1/2% (TLCD-Levee Dist.)	1,444,034.19	1,378,751.60
Tax at 1/2% (TPSB)	1,444,034.19	1,378,579.26
Subtotal	<u>15,884,376.05</u>	<u>15,166,302.56</u>
Hotel/Motel	<u>110,188.29</u>	<u>104,480.91</u>
TOTAL	<u><u>15,994,564.34</u></u>	<u><u>15,270,783.47</u></u>

<b><u>NET COLLECTIONS</u></b>		
Tax at 1/4% (TPCG)	719,768.83	686,889.40
Tax at 3/4% (TPSB)	2,159,306.48	2,060,668.18
Tax at 1% (TPSB-TPCG/TPCG)	2,880,037.81	2,748,715.63
Tax at 1/4% (TPSO)	719,768.83	686,889.40
Tax at 1/4% (TPCG-Drainage)	719,768.83	686,889.40
Tax at 1/4% (TPCG-Rd & Brdg)	719,768.83	686,889.40
Tax at 1% (TPSB)	2,879,075.32	2,747,557.57
Tax at 1/4% (TPSO)	719,768.83	686,889.40
Tax at 1/4% (TPCG-Library)	719,768.83	686,889.40
Tax at 1/4% (TPCG-Levee District)	719,768.83	686,889.40
Tax at 1/2% (TLCD-Levee Dist.)	1,439,537.65	1,373,755.76
Tax at 1/2% (TPSB)	1,439,537.65	1,373,583.42
Subtotal	<u>15,835,876.72</u>	<u>15,112,506.36</u>
Hotel/Motel	<u>107,433.58</u>	<u>101,868.89</u>
TOTAL	<u><u>15,943,310.30</u></u>	<u><u>15,214,375.25</u></u>

<b><u>GROSS COLLECTIONS</u></b>		
Occ. Lic. - Urban	111,484.88	110,020.72
Occ. Lic. - Rural	<u>295,183.70</u>	<u>293,784.23</u>
TOTAL	<u><u>406,668.58</u></u>	<u><u>403,804.95</u></u>

<b><u>NET COLLECTIONS</u></b>		
Occ. Lic. - Urban	107,614.88	106,508.15
Occ. Lic. - Rural	<u>291,313.71</u>	<u>290,271.66</u>
TOTAL	<u><u>398,928.59</u></u>	<u><u>396,779.81</u></u>

Audit Collections

January 2026:	\$8,763.16	- 2%	January 2025:	\$0.00	- 2%
	1,095.40	- 1/4%		0.00	- 1/4%
	1,095.40	- 1/4%		0.00	- 1/4%
	1,095.40	- 1/4%		0.00	- 1/4%
	4,381.57	- 1%		0.00	- 1%
	1,095.40	- 1/4%		0.00	- 1/4%
	1,095.40	- 1/4%		0.00	- 1/4%
	1,095.40	- 1/4%		0.00	- 1/4%
	2,190.79	- 1/2%		0.00	- 1/2%
	2,190.79	- 1/2%		0.00	- 1/2%
	<u>\$24,098.71</u>			<u>\$0.00</u>	

**SPECIAL AGENCY AND OPERATING FUNDS BALANCE SHEET JANUARY 31, 2026**

	<b><u>Agency Fund</u></b>	<b><u>Operating Fund</u></b>
<b>ASSETS</b>		
Balances per Bank 1/31/26	17,565,600.09	27,015.16
Petty Cash	0.00	437.60
Accounts Receivable	40,303.41	0.00
Due From T.P.C.G.	0.00	0.00
Total Assets	<u>17,605,903.50</u>	<u>27,452.76</u>
<b>LIABILITIES AND FUND BALANCE</b>		
Liabilities:		
Accounts Payable 1/31/26	12,149.67	8,094.39
Taxes Paid Under Protest	1,198,321.96	
Interest Payable	12,889.57	
Due to Operating Fund	0.00	
Due to Governmental Units 2/26		
T.P. Government @ 1/4%	719,768.83	
T.P. School Board @ 3/4%	2,159,306.48	
T.P. School Board @ 1/3 of 1%	959,691.77	
T.P. Government @ 1/3 of 1%	960,173.02	
T.P. Govt. - Urban @ 1/3 of 1%	960,173.02	
T.P. Sheriff's Dept. @ 1/4%	719,768.83	
T.P. Government @ 1/4%	719,768.83	
T.P. Government @ 1/4%	719,768.83	
T.P. School Board @ 1%	2,879,075.32	
T.P. Sheriff's Dept. @ 1/4%	719,768.83	
T.P. Government @ 1/4%	719,768.83	
T.P. Government @ 1/4%	719,768.83	
T. Levee District @ 1/2%	1,439,537.65	
T.P. School Board @ 1/2%	1,439,537.65	
Tourist Commission	<u>107,433.58</u>	<u>15,943,310.30</u>
Due to T.P.C.G.		
Occ. Lic. - Urban	107,614.88	
Occ. Lic. - Rural	<u>291,313.71</u>	<u>398,928.59</u>
Due to Govt. Units	<u>40,303.41</u>	
Total Liabilities	17,605,903.50	8,094.39
Fund Balance		<u>19,358.37</u>
Total Liabilities & Fund Balance	<u>17,605,903.50</u>	<u>27,452.76</u>

**STATEMENT OF RECEIPTS AND DISBURSEMENTS - AGENCY FUND**  
**MONTH OF JANUARY 2026**

	<b><u>Month of Jan-26</u></b>
<b>Beginning cash balance</b>	14,142,927.57
<b>Cash Receipts:</b>	
Sales & Use Taxes	15,884,376.05
Taxes Paid Under Protest	66,396.86
Hotel/Motel	110,188.29
Occupational License	406,668.58
<b>Miscellaneous:</b>	
Interest (Agency)	0.00
Other	466.54
Interest (Protest)	466.48
<b>Total Cash Receipts</b>	16,468,562.80
<b>Total Cash Available</b>	<u>30,611,490.37</u>
<b>Due to Governmental Units</b>	
T.P. Government 1/4%	584,041.58
T.P. School Board 3/4%	1,752,124.71
T.P. School Board 1/3 of 1%	778,722.10
T.P. Government 1/3 of 1%	778,710.16
T.P. Govt.-Urban 1/3 of 1%	778,710.16
T.P. Sheriff's Office 1/4%	584,041.58
T.P. Government 1/4%	584,041.58
T.P. Government 1/4%	584,041.58
T.P. School Board 1%	2,336,166.30
T.P. Sheriff's Office 1/4%	584,041.58
T.P. Government 1/4%	584,041.58
T.P. Government 1/4%	584,041.58
T. Levee District 1/2%	1,168,083.16
T.P. School Board 1/2%	1,168,083.16
Tourist Commission	121,253.26
<b>Due to T.P.C.G.:</b>	
Occ. License (Urban)	6,874.17
Occ. License (Rural)	8,817.04
<b>Due to Operating Account</b>	<u>928.12</u>
	12,986,763.40
Distribution to:	
Operating Fund	59,071.88
Other	<u>55.00</u>
<b>Total Cash Disbursements</b>	<u>13,045,890.28</u>
<b>Ending Cash Balance 1/31/26</b>	<u><u>17,565,600.09</u></u>

**STATEMENT OF SALES TAX AND HOTEL/MOTEL  
REVENUES & EXPENDITURES FOR JANUARY 2026**

**MONTH OF JANUARY 2026**

**REVENUE**

Sales Taxes Transferred	48,499.33	
Hotel-Motel Collection Fee	2,754.71	
Interest Revenue & Misc. Income	0.00	
Occupational License Revenue	7,739.99	
Bingo Permits	1,000.00	
Bingo Reimbursement	37.49	
Attorney Fees	77.85	
<b>Total Revenue</b>	.	<u><u>60,109.37</u></u>

**EXPENSES: Sales Tax Dept.**

**Personnel Services:**

Payroll	13,985.98
Payroll Taxes	1,606.66
Life, Hosp., & Disability Ins.	8,127.82
Employer's Retirement Costs	1,585.42
Workmen's Comp. Ins.	22.76

**Supplies & Materials:**

Office Supplies	390.09
Postage	(301.24)
Printing & Stationery	0.00
Bingo Expenses	37.49

**Equipment Expenses:**

Office Machine Rentals	1,163.38
Office Machine Main. & Repair	2,348.44
Insurance & Bonds	0.00
Auto & Travel	53.65

**Occupational License Expenses**

Personnel Services	6,272.23
Supplies & Materials	1,310.13
Office Machine Main. & Repair	157.63
Legal Fees	0.00
Office Rent	3,930.00
Legal Fees	0.00
Telephone	60.56

**Other Charges:**

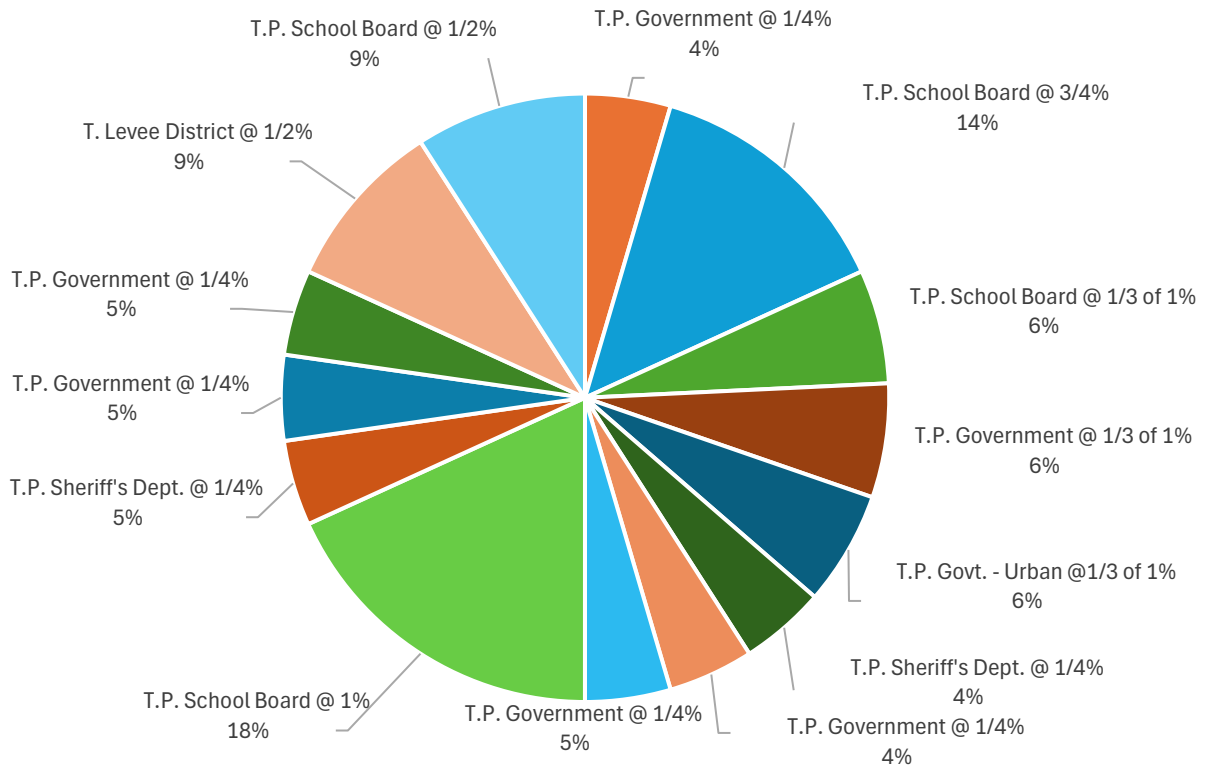
Contract Auditing	0.00	
Bank Charges	0.00	
Dues, Subs., Memberships	0.00	
Miscellaneous	0.00	
Continuing Education/Unforeseen Cont.	0.00	
Office Equip. & Furniture	0.00	
<b>Total Expenses</b>	.	<u><u>40,751.00</u></u>

**Fund Balance**

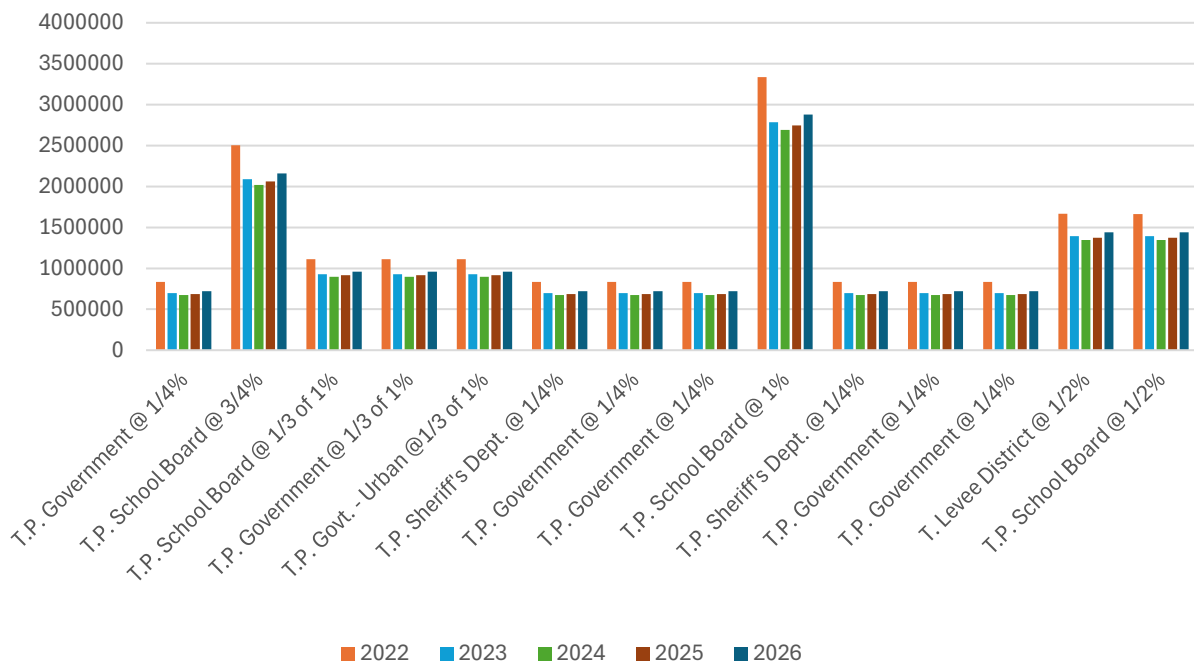
Ending	19,358.37	
Less: Beginning	0.00	<u><u>19,358.37</u></u>

<b>Total</b>		<u><u>60,109.37</u></u>
--------------	--	-------------------------

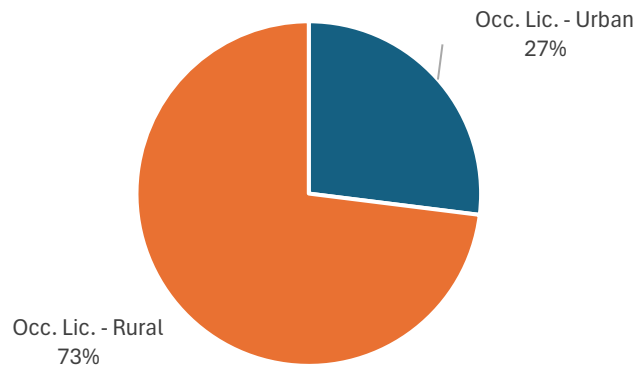
## Janaury 2026 Net Collections - Entities



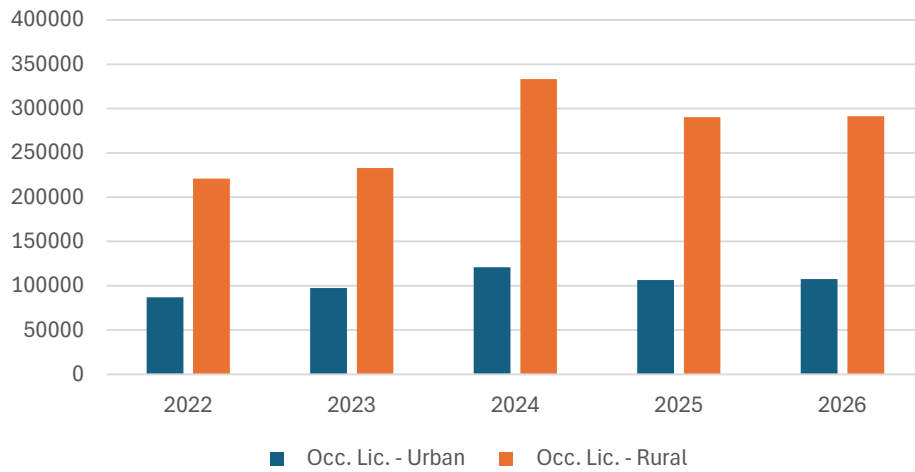
## Janaury 2022 - Janaury 2026 Net Collections Comparison



### January 2026 Net Occupational License Collections



### 5 Year Net Collections Occupational License



### 5 Year Comparison Net Collections Tourist Commission

